

Sandusky County 2007 Youth Health Assessment

Sandusky County Health Partners





Acknowledgements

Sandusky County Health Partners

- **Dave Pollick-** Sandusky County Health Department
- **Mike Winthrop-** Bellevue Hospital
- **Joe Lyszak-** Community Health Services
- **Dawn Kroh-** Firelands Counseling & Recovery Services
- **Al Gorman-** Memorial Hospital
- **Nancy Cochran-** Mental Health & Recovery Services Board
- **Francis Aona-** M.D., Physician
- **Cathy Glassford-** Sandusky County Family & Children First Council
- **Kim Eicher-** St. Francis Health Care Centre



Acknowledgements

Project Management, Secondary Data, Data Collection, & Report Development

Healthy Communities Foundation

of the Hospital Council of Northwest Ohio

Britney L. Ward, MPH, Assistant Director of Health Planning

Margaret E. Welty, MPH, Health Improvement Data Specialist

Data Collection & Analysis

James H. Price, Ph.D., MPH, Professor of Health Education

University of Toledo

Timothy R. Jordan, Ph.D., M.Ed., Associate Professor of Health Education

University of Toledo

Joseph A. Dake, Ph.D., MPH, Assistant Professor of Health Education

University of Toledo



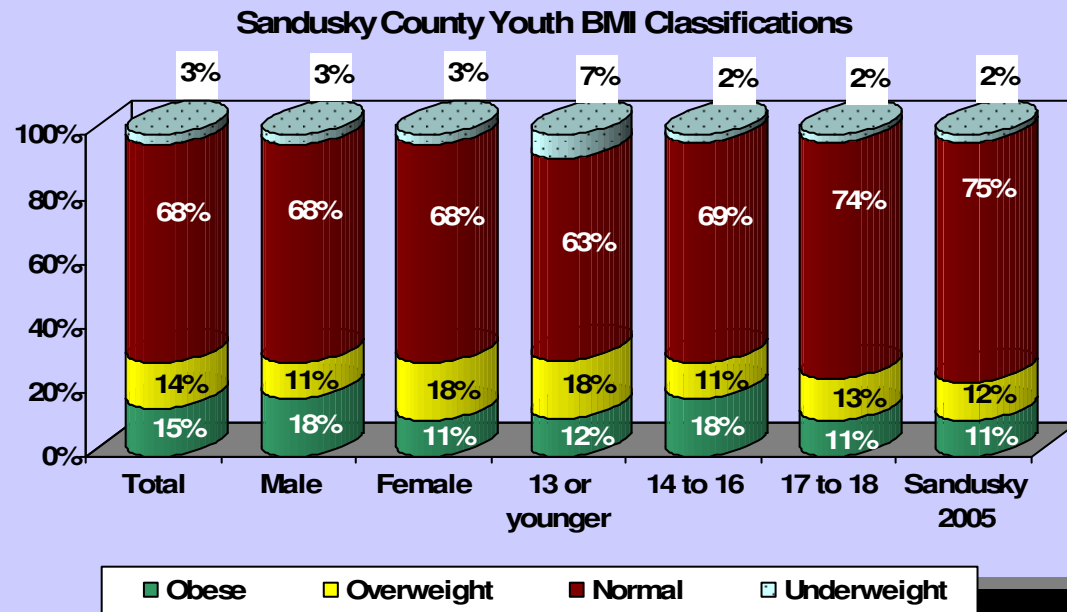
Methodology

- **Design**
 - Written surveys
- **Instrument Development**
 - Majority of questions from YRBSS (CDC)
- **Sampling**
 - Youth: n= 383, random selection of schools & grades (96% response rate)
- **Procedure**
 - Schools & grades randomly selected, surveys administered in classrooms
 - Passive Permission slips
 - Classroom incentives
- **Data Analysis**
 - Analyzed using SPSS 12.0
- **Limitations**
 - Self-reported Data



Youth Weight Control

- **15%** of Sandusky County youth were classified as obese by BMI
 - 11% in 2005
- **42%** were trying to lose weight, increasing to **49%** of females
- **The following foods were eaten at least once/day in the past week:**
 - **Fruit Juice (32%)**
 - **Vegetables (27%)**
 - **Milk (47%)**





Youth Weight Control

- **56% of youth had participated in at least 20 minutes of physical activity at least 3 times in the past week**
 - 84% in 2005
- **74% of youth participated in extracurricular activities.**
 - Sports or intramural program (46%)
 - Club or social organization (28%)
 - Church or religious organization (24%)
 - Other organized activity (16%)
- **Sandusky County youth spent an average of:**
 - 2.6 hours watching television
 - 1.1 hours playing video games
 - 2.2 hours on the computer on an average day of the week



Youth Weight Control

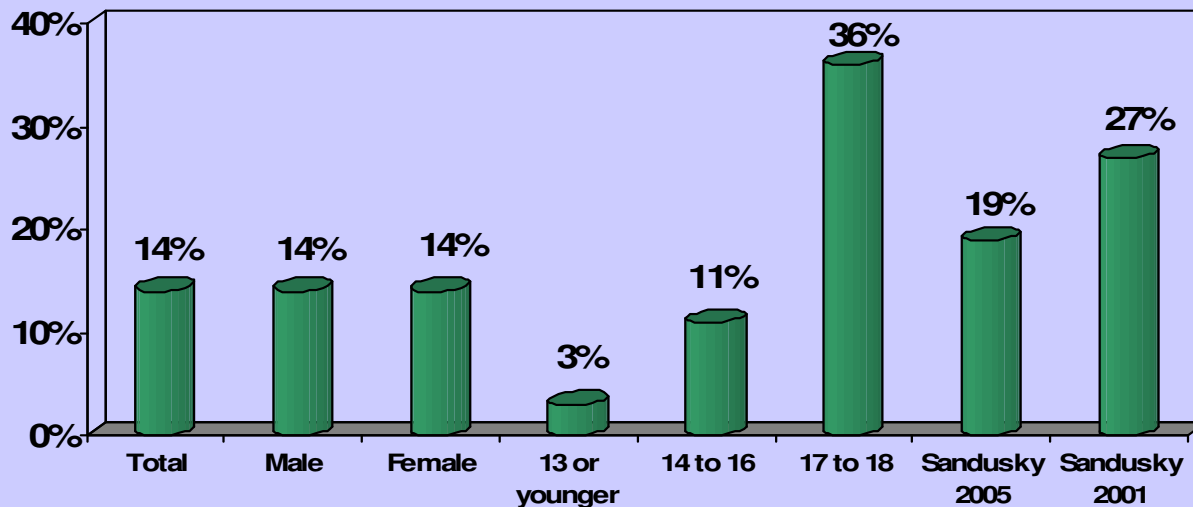
Sandusky County Youth did the following to lose weight:	<i>Percent</i>
Exercised	32%
Ate less food, fewer calories, or foods low in fat	12%
Went without eating for 24 hours	3%
Took diet pills, powders, or liquids without a doctor's advice	1%
Vomited or took laxatives	1%



Youth Tobacco Use

- **14%** of all Sandusky County youth were smokers
 - 19% in 2005
- **4%** had used chewing tobacco in the past month
 - 4% in 2005
- **25%** of smokers smoked less than one cigarette per day

Sandusky County Youth Who Are Current Smokers





Youth Tobacco Use

Youth Behaviors	Current Smokers	Non-Current Smoker
Have been in a physical fight in the past 12 months	33%	28%
Have seriously considered attempting suicide in the past 12 months	17%	10%
Have had at least one drink of alcohol in the past 30 days	83%	21%
Have used marijuana in the past 30 days	45%	6%
Have had sexual intercourse	74%	23%

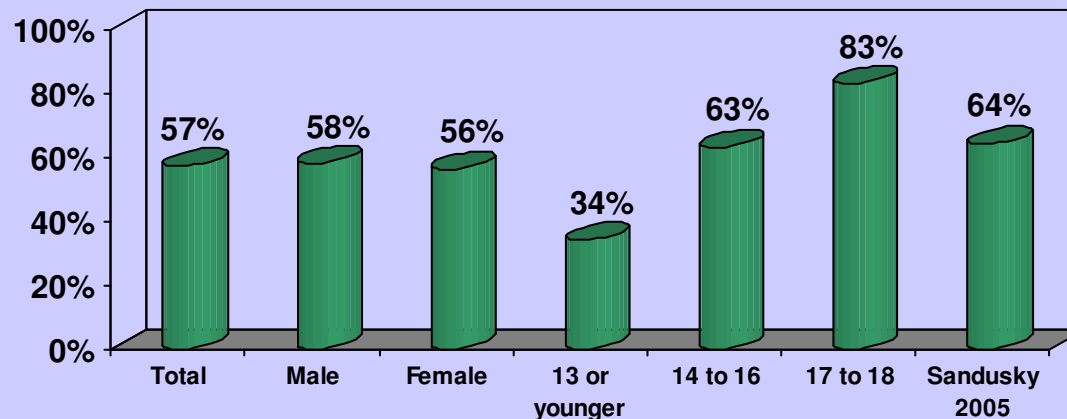
- **40% of smokers had tried to quit in the past year**
- **How youth got their cigarettes**
 - Bought them from a store or gas station (31%)
 - Borrowed them from someone else (23%)
 - Asked someone else to buy them (21%)
 - An adult gave it to them (15%)
 - Took them from a store or family member (8%)



Youth Alcohol Consumption

- **57%** of youth had drunk at least one drink of alcohol in their lifetime
 - Increasing to **84%** of all 17-18 years old
 - Decreasing from **64%** in 2005
- **41%** had taken their first drink under the age of 12
- **29%** had drunk in the past month and would be considered current drinkers
- **13%** of those who had reported drinking, drank on 10 or more days in the past month

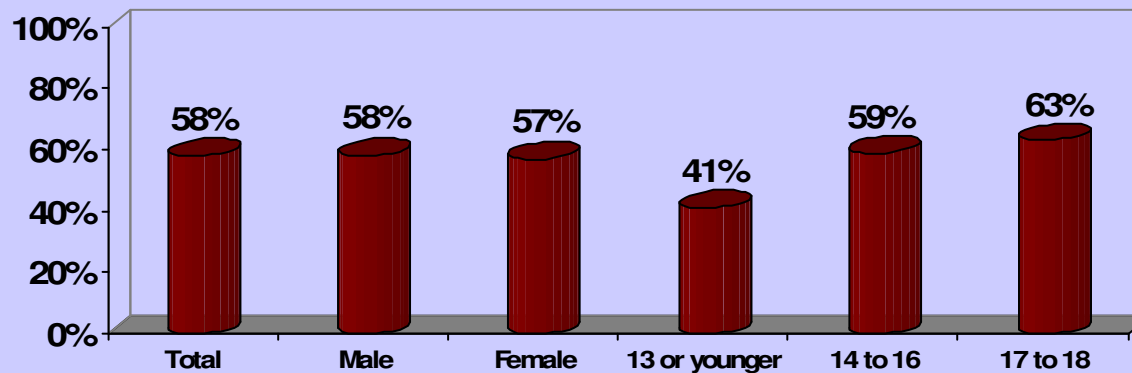
Sandusky County Youth Having At Least One Drink In Their Lifetime





Youth Alcohol Consumption

Sandusky County Youth Current Drinkers Who Binge Drank in Past Month*



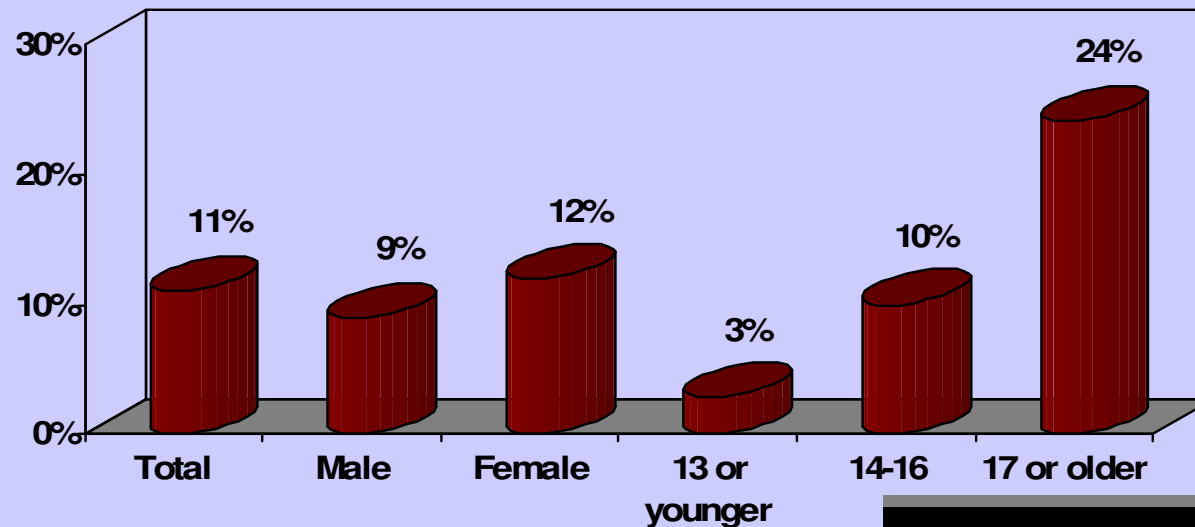
- **58%** of those who had drunk had an episode of binge drinking in the past month
- **21%** had ridden in a car driven by someone who had been drinking in the past month
- **6%** had driven a car after they had been drinking alcohol in the past month



Youth Drug Use

- **11%** had used marijuana in the past month
 - Increasing to **24%** of youth 17 years and older
- **16%** had reported that someone had offered, sold or given them an illegal drug on school property in the past 12 months

Sandusky County Youth Marijuana Use in Past 30 Days





Youth Drug Use

Drug	Sandusky County 2007	Sandusky County 2005	Ohio 2005	U.S. 2005
Cocaine	5%	5%	9%	8%
Inhalants	9%	15%	12%	12%
Heroin	1%	2%	2%	2%
Methamphetamines	4%	5%	8%	6%
Steroid Drugs	5%	3%	4%	4%
Ecstasy	6%	4%	7%	6%
Injectable Drugs	1%	1%	2%	2%



Youth Perceptions

Perceived Risk of Drug Use

How much do you think people risk harming themselves if they:	No Risk	Slight Risk	Moderate Risk	Great Risk
Smoke cigarettes	9%	9%	31%	51%
Smoke marijuana	9%	13%	20%	58%
Drinking alcohol (such as beer, wine, or hard liquor)	6%	25%	32%	37%



Youth Perceptions

Degree of Disapproval of Use by Adults

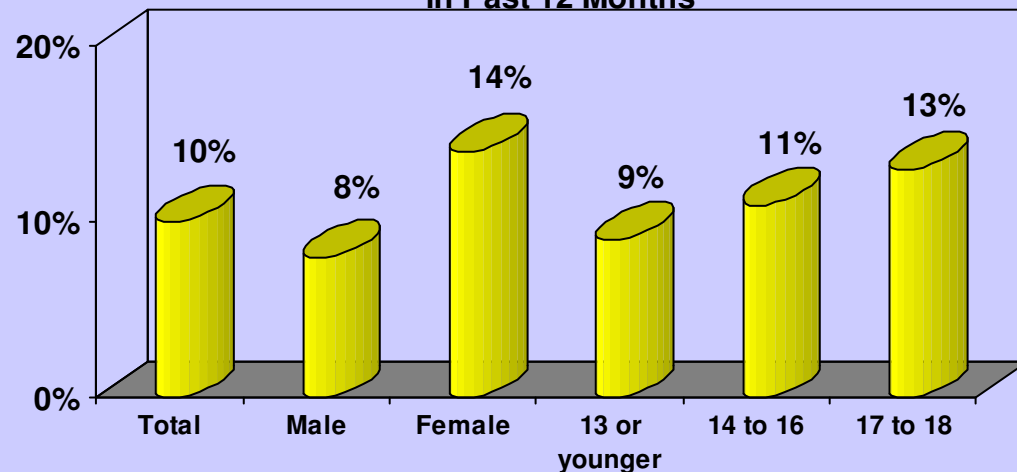
How do you think your parent(s) or guardian(s) would feel about you:	Would Approve	Would Not Care	Disapprove Some	Strongly Disapprove
Smoking cigarettes	2%	3%	14%	80%
Using marijuana	1%	3%	7%	89%
Drinking alcohol (such as beer, wine, or hard liquor)	3%	9%	27%	61%



Mental Health & Suicide

- **22%** of youth felt sad or hopeless almost every day for two weeks or more in a row
- **10%** of youth made a plan on how they would attempt suicide in the past year
- **5%** admitted actually attempting suicide
- **3%** had made more than one attempt
 - **8%** in Ohio

Sandusky County Youth Who Made a Plan To Commit Suicide in Past 12 Months





Youth Sexual Behavior

- **30% of youth have had sexual intercourse**
 - Increasing to **66%** of those 17 and over
- **41% of sexually active youth have had one sexual partner, 59% have had multiple partners**
- **Of those who were sexually active, 49% had done so by the age of 14**
- **19% of sexually active youth used drugs or alcohol before their last sexual intercourse.**



Youth Sexual Behavior

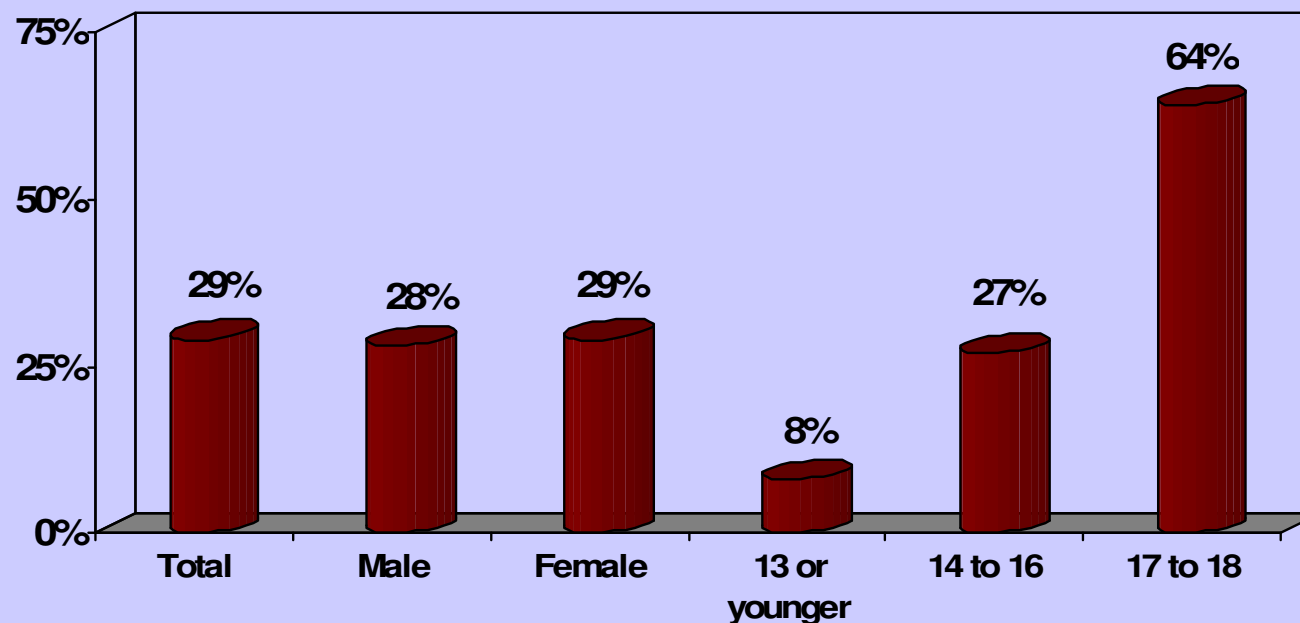
- **9% of sexually active youth were not using a reliable method of birth control**
- **Birth control methods used:**
 - **Condoms (66%)**
 - **Pill (16%)**
 - **Withdrawal (5%)**
- **78% of youth had been taught about sexual practices, STDS, AIDS, or HIV infection in school**
 - **Decreasing to 57% of those 13 and younger**



Youth Sexual Behavior

- **29%** of youth had participated in oral sex
 - Increasing to **64%** of those 17 and over

Sandusky County Youth Participating in Oral Sex





Youth Safety

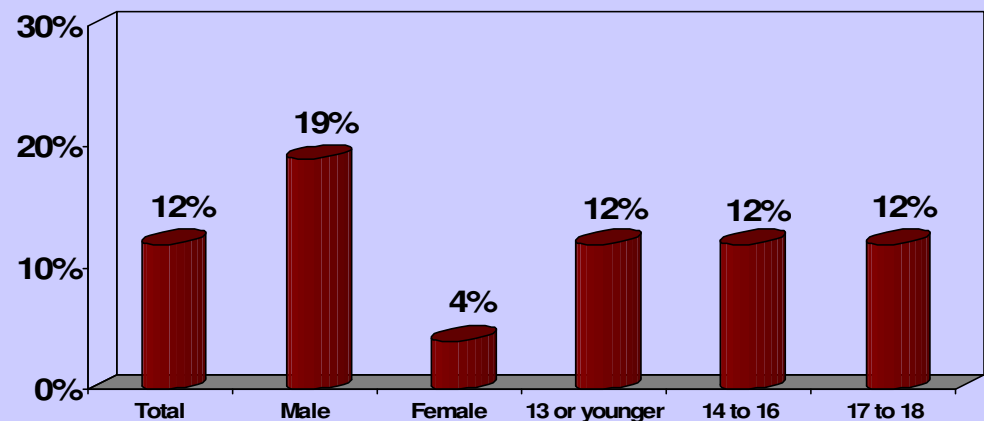
- **46% of youth always wore a seatbelt**
- **61% of youth visited a doctor for a routine checkup in the past year**
- **69% of youth visited a dentist for a check-up, exam, teeth cleaning or dental work**
- **21% of youth reported their health was excellent, 30% said very good, and 38% said good. Only 2% said their health was poor**
- **1% always wore a helmet when then rode a bicycle during the past year and 72% never wore a helmet.**



Youth Violence Issues

- **12% of youth had carried a weapon in the past month**
- **2% carried a weapon to school**
- **9% had been threatened or injured by a weapon on school property**
- **6% stayed home from school at least one day in the past month because they did not feel safe either at school or on their way to or from school**

Sandusky County Youth Carrying a Weapon during the past 30 days

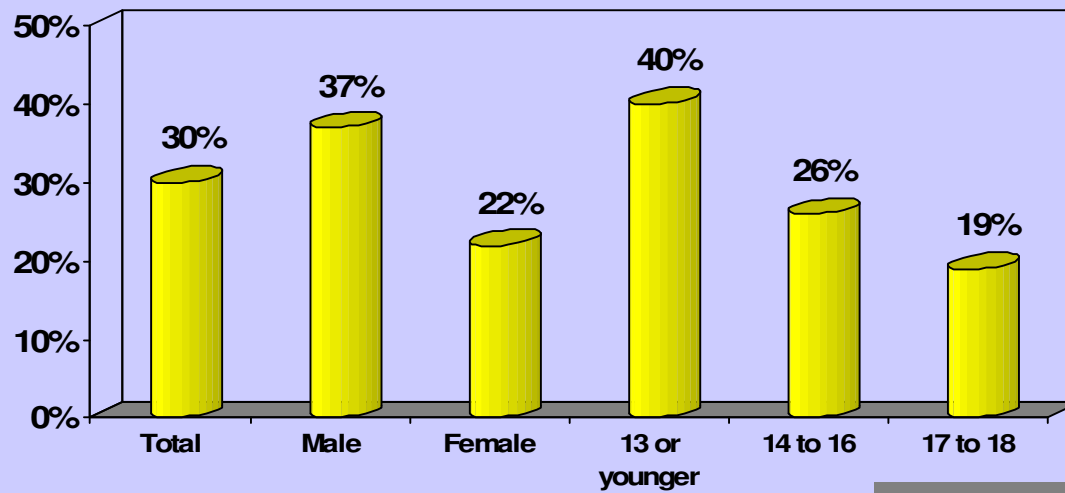




Youth Violence Issues

- **22%** of youth reported they had their personal property stolen or damaged on school property
- **30%** of youth had been in a physical fight in the past year.
- **14%** of youth had been in a physical fight on school property.

Sandusky County Youth Involved in a Physical Fight in the Past Year





Youth Violence Issues

- **9% of youth reported being hit, slapped or physically hurt by a boyfriend or girlfriend.**
 - Increasing to 14% of those age 17 and over
- **9% of youth were physically forced to have sexual intercourse when they did not want to**
 - Increasing to 16% of females and 18% of those ages 17 and over



Comments & Questions?